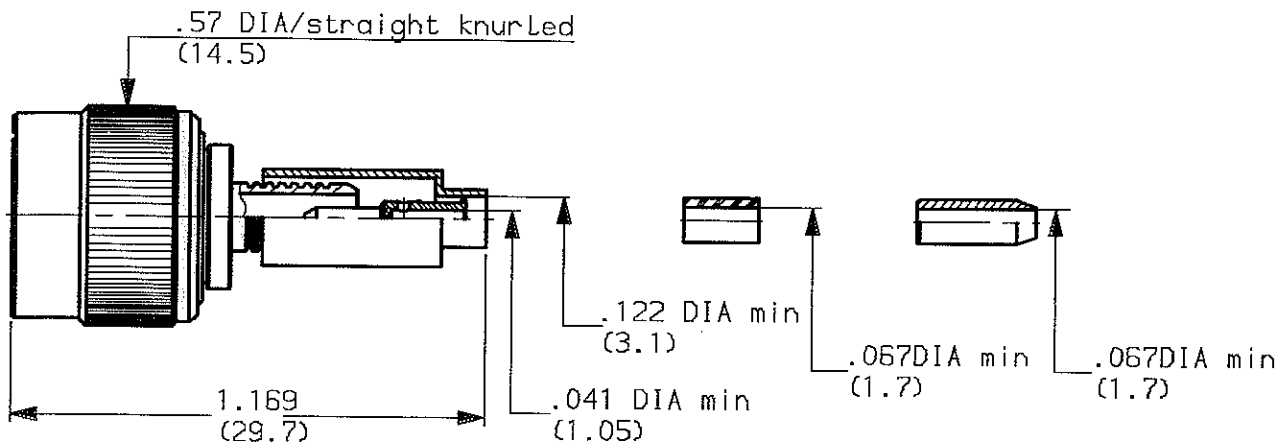


STRAIGHT PLUG CRIMP TYPE
CABLE AWG22



weight oz (g)

CABLES : -

CHARACTERISTICS

NOMINAL IMPEDANCE	50 Ω
FREQUENCY RANGE	0-11 GHz
TEMPERATURE RATING	-65/+165 °C
VSWR	AD Max
RF INSERTION LOSS	AD /F dB Maxi
VOLTAGE RATING	335 Vrms Maxi
DIELECTRIC WITHSTANDING VOLTAGE	1000 Vrms mini
INSULATION RESISTANCE	5000 Ma mini
HERMETIC SEAL	NA cc/s - Atm.cm ³ /s
LEAKAGE (pressurized only)	NA psi - MPa

STANDARDISATION

CECC 22200/TNC
CEI 169-17/TNC
MIL STD348-313/TNC

CABLE RETENTION

AD Lb mini
- N

CENTER CONTACT RETENTION

Axial force - mating end 5.94²⁷ Lb mini
- N

Axial force - opposite end 5.94²⁷ Lb mini
- N

Torque (Min) NA Inch.oz
- cm.N

RECOMMENDED TORQUES

Mating NA Inch.Lb
- cm.N
Panel nut NA Inch.Lb
- cm.N
Clamp nut NA Inch.Lb
- cm.N

CONSTRUCTION

CONNECTOR PARTS	MATERIALS	FINISH
BODY	BRASS	NICKEL
OUTER CONTACT	BRASS	NICKEL
CENTER CONTACT	BRASS	GOLD
INSULATORS	PTFE + Polyamide	-
COUPLING NUT	BRASS	NICKEL
FERRULE	BRASS	NICKEL
-	-	-
-	-	-
-	-	-

ISSUE	REVISION No	DESCRIPTION	BY	DATE
9738	95.06.015	PTFE → PTFE + Polyamide	Guerin	18.09.97

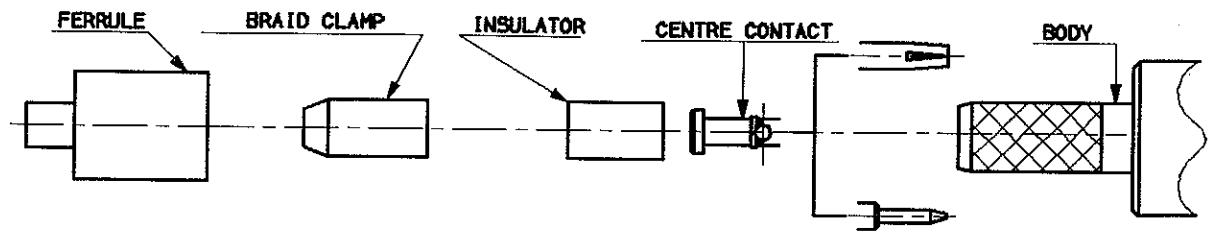
Initiated on 19-FEB-92

The information given here is subject to change without notice. Design changes may be in order to improve the product.



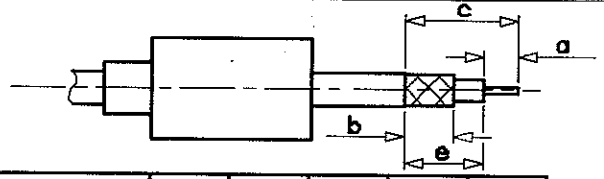
Superseded on

SERT DIR 03 RED ISO CC SOUD ANG



①

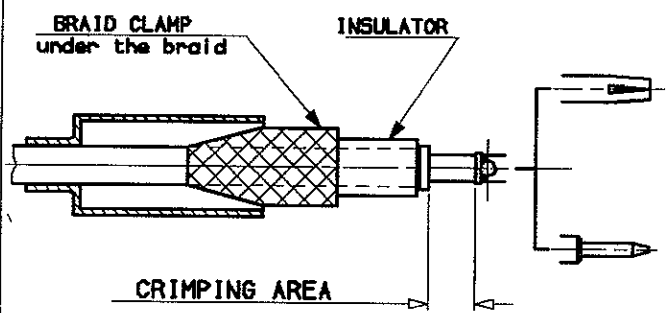
- 1-1 Slide onto the cable the ferrule
- 1-2 Strip the cable .
- 1-3 Fan the braid .



Stripping	a	b	c	d	e
inch	.157	.393	.728	-	.57
mm	4	10	18.5	-	14.5

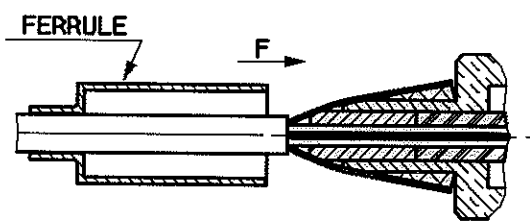
②

- 2-1 Slide the braid clamp and insulator between the dielectric and the braid .
- 2-2 Slide on the centre contact until it bottoms against cable dielectric .
- 2-3 Solder centre contact.
- 2-4 Clean soldering area.



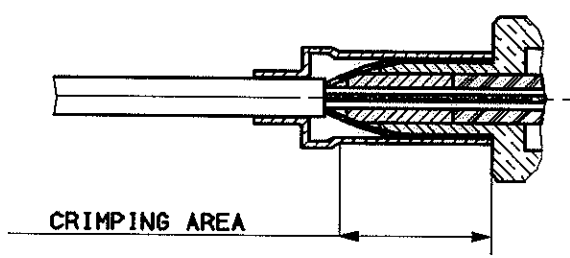
③

- 3-1 Slide cable into the body until bottoms against insulator .
- 3-2 Slide ferrule over the braid (in direction F)



④

- 4-1 Crimp the ferrule with crimping tool R 282 223 000 (Hex. . .213) or Crimping tool M22520/5-01 + dies M22520/5-11
- 4-2 Cut the excess of braid .



ISSUE	REVISION No	DESCRIPTION	BY	DATE

Initiated on 20-FEB-92

The information given here is subject to change without notice. Design changes may be in order to improve the product.



Superseded on _____